

## FS2 Medium Term Plan

**Autumn Term 2 – Off we go!**

**8 weeks**

**Key Dates/ Events:**

\*Start weekly PE sessions

31<sup>st</sup> October – Halloween WOW Day

5<sup>th</sup> November – Bonfire Night → Week 1

11<sup>th</sup> November – Remembrance Day (Cover in UTW for the week) Week 2

12<sup>th</sup> November – Diwali (Week 3 - Monday)








18<sup>th</sup> November - Children in Need Week 3

19<sup>th</sup>-25<sup>th</sup> November – Road Safety Week 4


24<sup>th</sup> November – World Science Day Week 4

13<sup>th</sup> December - Christmas Craft Day / Carol Performance Week 7

Visit from Santa

Focus Texts	Communication and Language	Personal, Social and Emotional Development	Physical Development Gross Motor	Physical Development Fine Motor	Reading	Maths
      	<p>Listen to and follow instructions.</p> <p>Explore the meaning and use of new language linked to transport.</p> <p>Listen to and respond to daily stories, talking about what might happen next, asking questions and retell events in the correct order.</p> <p>Listen and join in group discussions about the transport they are familiar with.</p> <p>*Halloween wow day – discuss this celebration</p> <p>*Discuss the celebration of Christmas</p> <p>*perform a Christmas Carol on Christmas Craft Day</p> <p><b>*Daily home time story</b></p>	<p>Continue to use the Colour Monsters to develop understanding and language around our emotions.</p> <p>Understand how our actions affect others. Reflecting on how we can be a good friend within learning and play.</p> <p>Begin to resolve conflicts independently when in provision areas, taking turns and sharing.</p> <p>Ask why questions and respond to questions they have been asked.</p> <p>To enjoy being given responsibilities, carrying them out sensibly and confidently. Such as to tidy a specific area, clearing snack.</p>	<p>Running skilfully whilst negotiating space successfully, adjusting speed and direction as needed.</p> <p>Use large construction kits with purpose within their play.</p> <p>Mount steps and climbing equipment using alternative steps.</p> <p>Squiggle into a writer – 1 session a week/Handwriting</p> <p><b>* Outdoor provision</b></p> <p>AT2 - Ball Games for PE</p>	<p>Use mark making tools effectively with greater control.</p> <p>Shows a preference for a dominant hand.</p> <p>To write some letters correctly, especially those within their name.</p> <p>Explore different materials and exercises to strengthen their fingers, wrists, arms, neck and posture to develop co-ordination and control.</p> <p>Controlling a knife when cutting foods.</p> <p><b>* Writing opportunities (Literacy, phonics, provision)</b></p>	<p>Little Wandle Scheme, phase 2.</p> <p>Sequence events of a story.</p> <p>To discuss the events at the beginning, middle and end of stories.</p> <p>To tell a story to their friends using props and settings from their imagination.</p> <p>Begin to read simple 2 and 3 letter words.</p> <p>Learn and use the letter names.</p> <p><b>*Keyrings</b></p> <p><b>*Reading book</b></p> <p><b>*Reading for pleasure book</b></p> <p>To start Guided Reading sessions</p>	<p>Beginning to familiarise themselves with the tens structure of the number system.</p> <p>Counting objects to 10 and beginning to count beyond 10.</p> <p>Understanding 0-10 and all manipulations of the number.</p> <p>Linking the number symbol (numeral) with its cardinal value.</p> <p>Being more confident in identifying shapes in the environment and recalling shape names.</p> <p>Recognising particular shapes that may be useful for certain tasks.</p> <p>Making more meaningful pictures, patterns and arrangements with shapes.</p>

						<p>Wk1&amp;2 – representing and comparing 4-10</p> <p>Wk3 – counting concrete objects to 5/10</p> <p>Wk4 – matching numeral to quantity</p> <p>Wk5 – order to 10</p> <p>Wk6 – 2D shapes</p> <p>Wk7 – 3D shapes</p> <p>Wk8 – AB patterns</p>
<b>Writing</b>	<b>Understanding the World Past and Present</b>	<b>Understanding the World People, Culture and Communities</b>	<b>Understanding the World The Natural World</b>	<b>Expressive Arts and Design Creating with materials</b>	<b>Expressive Arts and Design Being Imaginative and Expressive</b>	
<p>Continue to develop a secure pencil grip.</p> <p>Begins to form recognisable letters in line with the Little Wandle scheme.</p> <p>Hears and says initial sounds in words.</p> <p>Write simple 2 and 3 letter words by identifying the sounds and writing the letters.</p> <p>Talk about and write a simple phrase or label.</p> <p>Wk 1 – Room on the Broom</p> <p>Wk 2 – Poppies</p> <p>Week 3 – Flash assessment (Rooted)</p> <p>Wk 4 - Whatever Next</p> <p>Wk 5 – Everybody counts</p> <p>Wk 6 – The Snowman</p>	<p>To learn what Remembrance Day (11<sup>th</sup> November) is and why it is remembered.</p> <p>Reflect upon our own experiences of different celebrations such as, Christmas and Bonfire night and why they are celebrated.</p> <p>Remember our own experiences of birthdays, and how our families celebrate this.</p> <p>Experience and begin to understand that some stories are from before they were born.</p> <p>To compare transport from now and in the past.</p>	<p>To learn about why we celebrate Christmas as a religious holiday, who celebrates this and how.</p> <p>Reflect upon our own experiences of different celebrations such as, Diwali, and why they are celebrated.</p> <p>To discuss Children in Need. Circle time on being grateful for what we have.</p> <p>Maps- linked to theme ‘transport’</p> <p>Space – linked to focus text: Meet the Planets</p> <p>Why is it celebrated?</p> <p><b>RE – Which people are special and why?</b></p> <p>To talk about people who are special to them.</p>	<p>Beginning to look for sign of Winter</p> <p>Look at different Arctic animals. How do they survive in the Winter?</p> <p>24<sup>th</sup> Nov - World Science Day. To take part in different science experiments. Encourage correct use of vocabulary.</p>	<p>Continue to explore powder paint, to paint pictures in the painting area - selecting the correct brush.</p> <p>Design and create Diva Lamps using a variety of different materials; using specific tools purposefully.</p> <p>Make a rocket from a variety of different types of media.</p> <p>Develop our drawing skills – use pencil to create a patterned bauble using 2D shapes (link to AB patterns/ 2D shapes in maths) to create a Christmas card for our families.</p> <p>Kandinsky's circles</p> <p><b>Adult-Led Activities:</b></p>	<p>Explore the role play area Space Station/ Santa's home/workshop, developing our imagination, reflecting and recalling personal experiences.</p> <p>Listen and move to a variety of different music, leading to our Christmas party.</p> <p>Use different construction kits to create their own ideas – Design a toy and create this independently in the construction area.</p> <p>To learn and preform a selection of Christmas songs to perform to an audience at Christmas craft day.</p> <p><b>Music – Charanga – Unit – Me!</b></p> <p>To find the pulse.</p> <p>To copy-clap the rhythm of names.</p>	

<p>Wk 7 - Polar Express</p> <p>Wk8 – Individual assessment week</p> <p><u>All writing to link to JC units of work</u></p>		<p>To say what makes their family and friends special to them.</p> <p>To identify some of the qualities of a good friend</p> <p>To reflect on the question “Am I a good friend?”</p> <p>To recall and talk about stories of Jesus as a friend to others.</p> <p>To recall stories about special people in other religions and talk about what we can learn from them.</p>		<p>Wk1 - rockets</p> <p>Wk 2 - Poppies</p> <p>Wk 3 – Diva lamps</p> <p>Wk4 – Seasonal calendars</p> <p>Wk 5 – Seasonal calendars &amp; crafts</p> <p>Wk 6/7 - Seasonal crafts</p> <p>Wk 8 – Christmas crafts</p> 	<p>To explore high sounds and low sounds using voices and glockenspiels.</p>
---	--	---	--	--	--